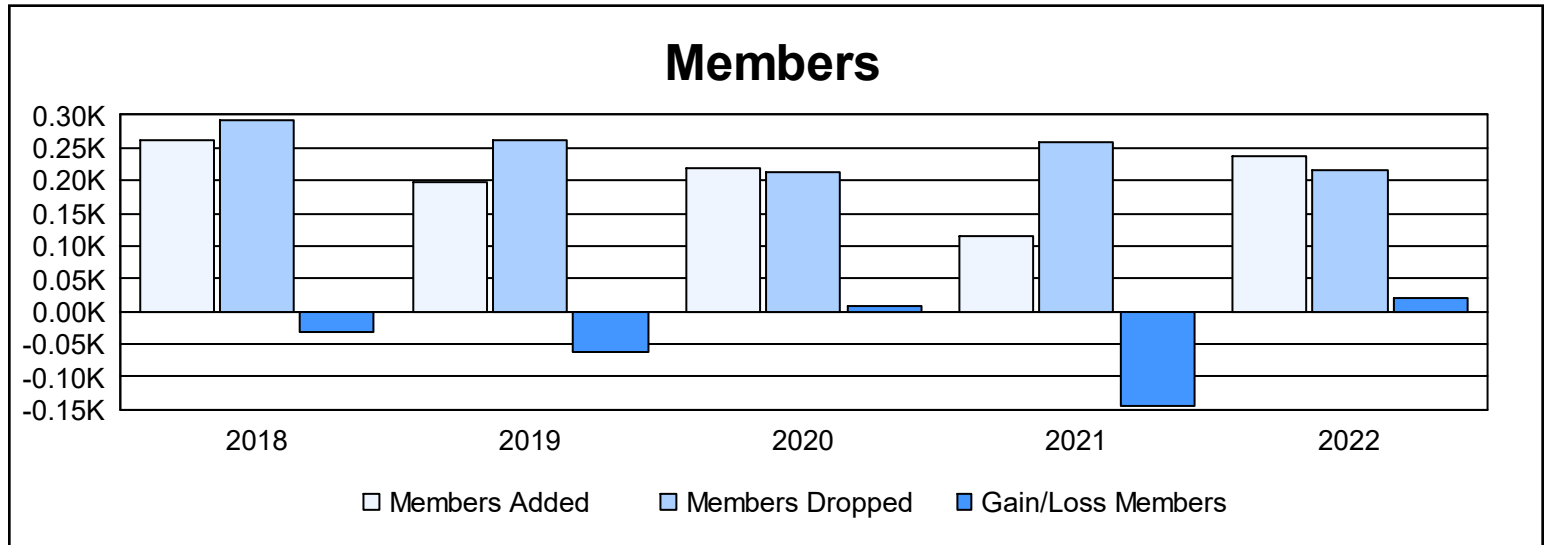
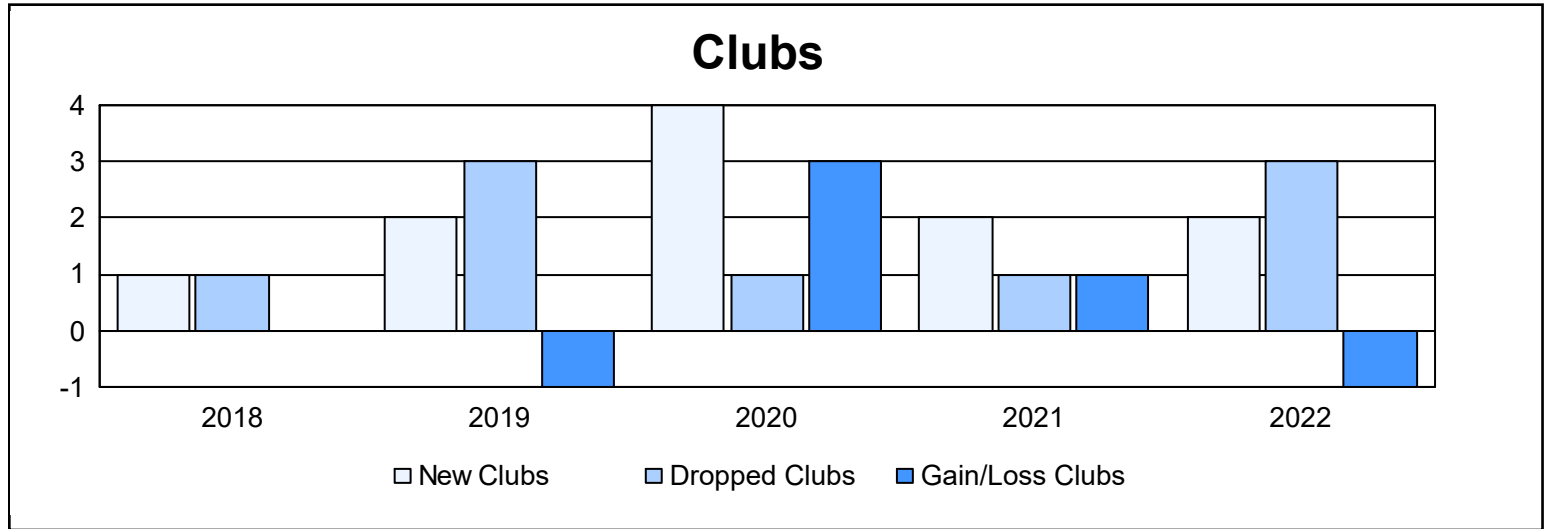
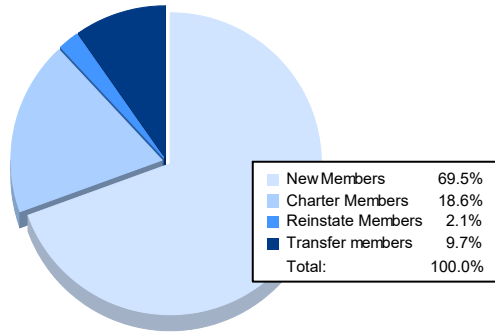


| Year | New Clubs | Dropped Clubs | Gain/ Loss Clubs | New Members | Charter Members | Reinstate Members | Transfer Members | Total Member Added | Total Members Dropped | Gain/ Loss Members |
|----------------|-----------|---------------|------------------|-------------|-----------------|-------------------|------------------|--------------------|-----------------------|--------------------|
| 2017-2018 | 1 | 1 | 0 | 204 | 20 | 6 | 31 | 261 | 291 | -30 |
| 2018-2019 | 2 | 3 | -1 | 143 | 42 | 4 | 10 | 199 | 262 | -63 |
| 2019-2020 | 4 | 1 | 3 | 104 | 98 | 2 | 16 | 220 | 212 | 8 |
| 2020-2021 | 2 | 1 | 1 | 60 | 45 | 4 | 7 | 116 | 259 | -143 |
| 2021-2022 | 2 | 3 | -1 | 164 | 44 | 5 | 23 | 236 | 217 | 19 |
| Average | 2 | 2 | 0 | 135 | 50 | 4 | 17 | 206 | 248 | -42 |



Membership Composition June 2022 Cumulative



Gender Composition June 2022 Cumulative

